



TPRG

Heat Pump Packaged Unit

14 SEER

SPECIFICATIONS

REFRIGERANT SYSTEM

- Environmentally friendly R410A refrigerant
- Copper tubing with enhanced fin coils
- Internal service gauge ports

CABINET CONSTRUCTION

- Rounded corners for safety and an attractive, clean appearance
- One piece base design for strength and stability
- Drain ports for condensate management and coil runoff
- Low profile, with compact footprint
- Insulation to minimize heat loss plus reduce sound
- Textured pre-painted steel cabinet finish
- Superior service access to components
- One piece “no leak” top design

BLOWER

- Insulated compartment to reduce sound
- Efficient multispeed motor for wide airflow range
- Slide out blower housing for easy service

CONTROLS

- Integrated control with L.E.D. self diagnostics
- Defrost control board with field selectable time intervals
- High and low refrigerant pressure switches for system protection
- Built in short cycle protection to protect compressor
- Built in “quiet shift” operation during defrost

INSTALLATION

- Horizontal or down discharge capable
- Utility connections on “right side”
- Tabbed duct flanges for simple duct connection

ACCESSORIES

- Hinged roofcurb
- Lifting brackets
- Internal Filter Kits
- Electric strip heat with optional single point power entry

WARRANTY

Standard warranty or Extended warranty available with product registration. See warranty document for details or visit www.marsdelivers.com



MODEL NUMBER GUIDE

T	P	R	G	24	00	1	M
Package Unit	P = Heat Pump	Residential	'Green' Gas R-410A	Nominal Cooling Capacity BTUH x 1000	Heating BTUH No factory installed electric heat	Power 208/230-1-60	Series/ Revision

ELECTRICAL AND PHYSICAL DATA

Model	Voltage	Phase	Hz	Min Volts @ 60 Hz	MCA	Max Fuse/HACR Breaker	Compressor		Condenser Motor		Blower Motor		Refrig. Charge (oz.)	Weight (lbs.)
							RLA	LRA	RLA	HP	RLA	HP		
TPRG24001M	208-230	1	60	197	17.4	25	10.9	59.3	1.0	1/6	2.8	1/3	80	315
TPRG30001M					20.7	30	13.5	72.5					96	324
TPRG36001M					24.4	35	15.4	83.9			4.1	1/2	81	334
TPRG42001M					24.4	40	15.9	85	2.8	1/3	165	433		
TPRG48001M					27.0	45	18.0	117			1/2	163	438	
TPRG60001M					39.7	60	24.3	144.2	1.7	1/4	7.6	1.0	161	460

PERFORMANCE

MODEL	COOLING					HEATING					Sound dBA
	Rated AHRI Capacity Btuh	SEER	EER	Rated Sensible Capacity Btuh	CFM	47 DEG.		HSPF	17 DEG.		
						BTUH	COP		BTUH	COP	
TPRG24001M	22,600	14.0	11.0	16,700	850	22,000	3.8	8.0	12,300	2.3	78
TPRG30001M	28,600		11.0	21,700	1050	27,000	3.7		15,900		
TPRG36001M	34,000		11.0	25,200	1250	33,400			20,000		
TPRG42001M	40,000		11.0	30,800	1400	39,000	3.6		23,600		
TPRG48001M	46,000		11.0	34,000	1600	45,000	3.7		27,000		
TPRG60001M	57,000		11.0	41,600	1800	56,000			33,600		

Units certified in accordance with Unitary Air Conditioner Certification Program, which is based on AHRI Standard 210/240

BLOWER PERFORMANCE

Model	Blower Tap	CFM @ ext. Static Pressure in in. wc without filter, dry coil							
		0.1	0.2	0.3	0.4	0.5	0.6	0.7	0.8
TPRG24001M	1	680	590	550	500	450	380		
	2	890	830	800	760	710	680	640	600
	3	1000	960	930	880	840	810	770	730
TPRG30001M	1	680	640	600	570	530	490		
	2	1100	1070	1050	1020	990	960	930	900
	3	1180	1160	1130	1090	1070	1040	1010	960
TPRG36001M	2	1460	1380	1280	1190	1100	990	880	760
	3	1350	1280	1200	1130	1060	950	870	750
	4 ¹	1080	1030	960	900	830	750	700	650
TPRG42001M	2	1790	1740	1670	1590	1510	1410	1310	1210
	3	1500	1470	1430	1370	1310	1240	1140	1010
	4 ¹	1070	1050	1010	980	920	870	820	690
TPRG48001M	2	1970	1890	1790	1690	1600	1510	1400	1280
	3	1730	1690	1600	1540	1450	1360	1270	1150
	4 ¹	1520	1480	1430	1370	1310	1230	1140	1050
TPRG60001M	1	2240	2200	2140	2100	2060	2020	1980	1950
	2	1920	1870	1820	1770	1720	1670	1450	1360
	3	1400	1320	1260	1200	1120	1060	980	900

¹ TAP 4 is for Electric Heat. Refer to rating plate for proper speed selection

COOLING PERFORMANCE - EXTENDED RATINGS

Outdoor Model	Indoor Temp DB/ WB °F	Outdoor Temperature - DB °F														
		65°			82°			95°			105°			115°		
		Btuh	S/T	kW	Btuh	S/T	kW	Btuh	S/T	kW	Btuh	S/T	kW	Btuh	S/T	kW
TPRG24001M	85/72	29,500	0.63	1.40	28,100	0.65	1.67	27,000	0.67	1.89	25,400	0.72	2.06	23,800	0.78	2.23
	80/67	27,800	0.70	1.39	26,300	0.72	1.65	24,800	0.74	1.89	23,300	0.80	2.07	21,800	0.86	2.24
	75/63	26,400	0.73	1.38	24,400	0.76	1.66	22,800	0.79	1.87	21,500	0.84	2.06	20,300	0.88	2.25
	75/57	23,300	1.00	1.38	21,800	1.00	1.65	20,600	1.00	1.86	20,100	1.00	2.05	19,500	1.00	2.25
TPRG30001M	85/72	29,700	0.66	1.92	31,300	0.69	2.27	32,600	0.71	2.53	29,600	0.74	2.71	26,600	0.76	2.89
	80/67	33,500	0.71	1.89	32,700	0.74	2.18	30,100	0.76	2.48	27,900	0.80	2.69	25,600	0.84	2.90
	75/63	31,700	0.75	1.85	29,200	0.79	2.21	27,400	0.82	2.49	25,600	0.84	2.69	23,800	0.86	2.89
	75/57	29,900	1.00	1.87	27,500	1.00	2.24	25,800	1.00	2.52	24,500	1.00	2.71	23,300	1.00	2.89
TPRG36001M	85/72	46,200	0.61	2.35	43,900	0.63	2.79	42,000	0.65	3.13	37,900	0.73	3.40	33,800	0.82	3.68
	80/67	43,800	0.67	2.33	41,000	0.71	2.73	37,100	0.74	3.10	34,000	0.81	3.38	30,900	0.88	3.66
	75/63	41,600	0.70	2.31	37,900	0.73	2.73	35,100	0.76	3.06	32,000	0.83	3.36	28,900	0.90	3.66
	75/57	34,500	1.00	2.30	31,600	1.00	2.72	29,300	1.00	3.05	28,700	1.00	3.35	28,100	1.00	3.65
TPRG42001M	85/72	53,200	0.64	2.58	49,000	0.67	3.04	45,700	0.70	3.39	42,100	0.75	3.71	38,500	0.80	4.04
	80/67	49,800	0.72	2.56	44,800	0.75	2.98	40,700	0.77	3.38	38,000	0.82	3.72	35,300	0.88	4.05
	75/63	45,700	0.76	2.56	41,000	0.79	3.03	37,400	0.81	3.39	35,100	0.86	3.72	32,900	0.91	4.06
	75/57	41,200	1.00	2.55	37,800	1.00	3.02	35,200	1.00	3.38	33,500	1.00	3.72	31,900	1.00	4.06
TPRG48001M	85/72	67,000	0.62	2.95	60,500	0.64	3.48	55,600	0.66	3.89	50,100	0.71	4.39	44,600	0.76	4.89
	80/67	60,400	0.68	2.94	51,700	0.73	3.44	48,400	0.74	3.93	44,700	0.78	4.40	41,100	0.83	4.87
	75/63	55,100	0.71	2.92	49,100	0.74	3.47	44,600	0.76	3.89	42,000	0.82	4.38	39,300	0.88	4.87
	75/57	47,100	1.00	2.91	43,100	1.00	3.44	40,100	1.00	3.84	39,000	1.00	4.35	38,000	1.00	4.86
TPRG60001M	85/72	74,100	0.62	3.54	68,100	0.65	4.32	63,500	0.67	4.91	60,100	0.71	5.53	56,600	0.75	6.14
	80/67	69,200	0.69	3.51	63,000	0.71	4.24	57,700	0.73	4.85	55,000	0.78	5.48	52,400	0.82	6.10
	75/63	64,200	0.72	3.49	57,100	0.74	4.19	51,700	0.76	4.72	50,400	0.80	5.39	49,000	0.84	6.07
	75/57	57,500	1.00	3.44	51,700	1.00	4.21	47,300	1.00	4.80	46,900	1.00	5.42	46,500	1.00	6.04

HEAT STRIP ELECTRICAL

MODEL NO.	HEATER MODEL	Unit Supply Voltage Single Phase	Heater kW	"Min. Circuit Ampacity 1"	"Max. Fuse / HACR Brkr. 1"	"Min. Circuit Ampacity 2"	"Max. Fuse / HACR Brkr. 2"	"Min. Circuit Ampacity Single Point"	"Max. Fuse / HACR Brkr. Single Point"
TPRG24001M	PHK05BP-1	240	5	28.8	30	-	-	42.4	45
		208	3.8	25.4	30	-	-	39.1	45
	PHK07BP-1	240	7.5	41.9	45	-	-	55.6	60
		208	5.6	36.7	40	-	-	50.3	60
	PHK10BP-1	240	10	54.9	60	-	-	68.6	70
		208	7.5	47.9	50	-	-	61.6	70
TPRG30001M	PHK05BP-1	240	5	28.8	30	-	-	45.7	50
		208	3.8	25.4	30	-	-	42.3	45
	PHK07BP-1	240	7.5	41.9	45	-	-	58.8	60
		208	5.6	36.7	40	-	-	53.6	60
	PHK10BP-1	240	10	54.9	60	-	-	71.8	80
		208	7.5	47.9	50	-	-	64.8	70
PHK15CP-1	240	15	54.9	60	26	30	97.8	100	
	208	11.3	47.9	50	22.6	25	87.4	90	
TPRG36001M	PHK05BP-1	240	5	30.1	35	-	-	49.4	50
		208	3.8	26.7	30	-	-	46	50
	PHK07BP-1	240	7.5	43.2	45	-	-	62.5	70
		208	5.6	38	40	-	-	57.2	60
	PHK10BP-1	240	10	56.2	60	-	-	75.5	80
		208	7.5	49.2	50	-	-	68.5	70
PHK15CP-1	240	15	56.2	60	26	30	101.5	110	
	208	11.3	49.2	50	22.6	25	91.1	100	
TPRG42001M	PHK05BP-1	240	5	28.8	30	-	-	48.7	50
		208	3.8	25.4	30	-	-	45.3	50
	PHK07BP-1	240	7.5	41.9	45	-	-	61.8	70
		208	5.6	36.7	40	-	-	56.6	60
	PHK10BP-1	240	10	54.9	60	-	-	74.8	80
		208	7.5	47.9	50	-	-	67.8	70
PHK15CP-1	240	15	54.9	60	26	30	100.8	110	
	208	11.3	47.9	50	22.6	25	90.4	100	
PHK20CP-1	240	20	54.9	60	52.1	60	126.8	150	
	208	15	47.9	50	45.1	50	112.9	125	
TPRG48001M	PHK05BP-1	240	5	28.8	30	-	-	51.3	60
		208	3.8	25.4	30	-	-	47.9	60
	PHK07BP-1	240	7.5	41.9	45	-	-	64.4	70
		208	5.6	36.7	40	-	-	59.2	70
	PHK10BP-1	240	10	54.9	60	-	-	77.4	80
		208	7.5	47.9	50	-	-	70.4	80
PHK15CP-1	240	15	54.9	60	26	30	103.4	110	
	208	11.3	47.9	50	22.6	25	93.1	100	
PHK20CP-1	240	20	54.9	60	52.1	60	129.4	150	
	208	15	47.9	50	45.1	50	115.6	125	

HEAT STRIP ELECTRICAL

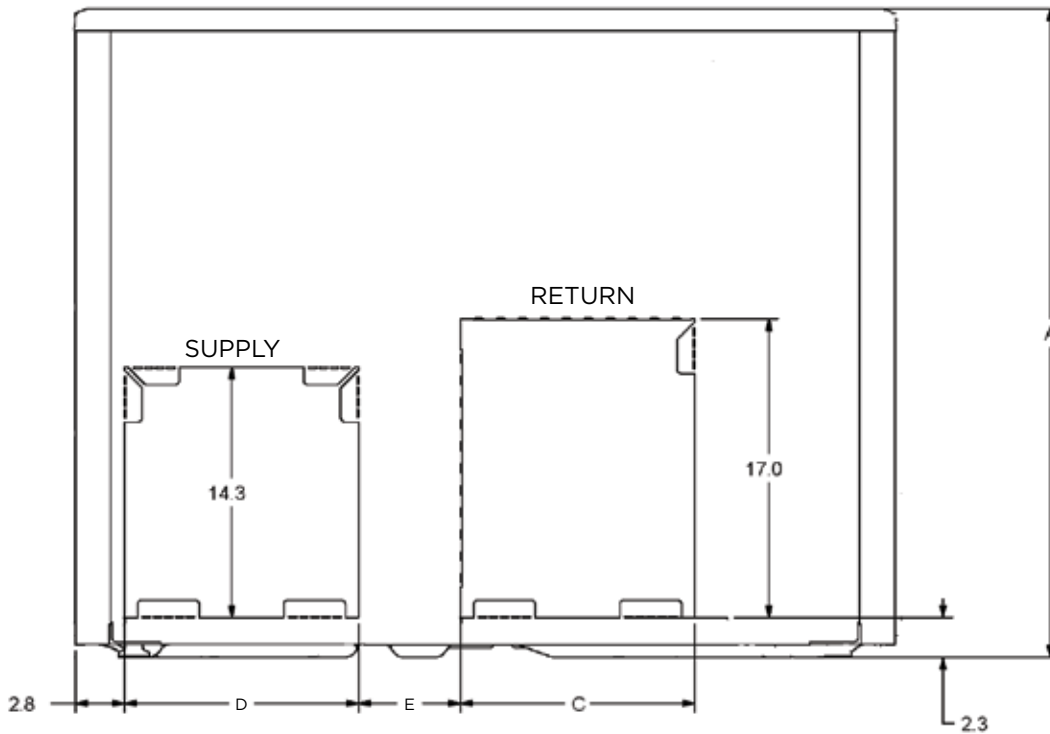
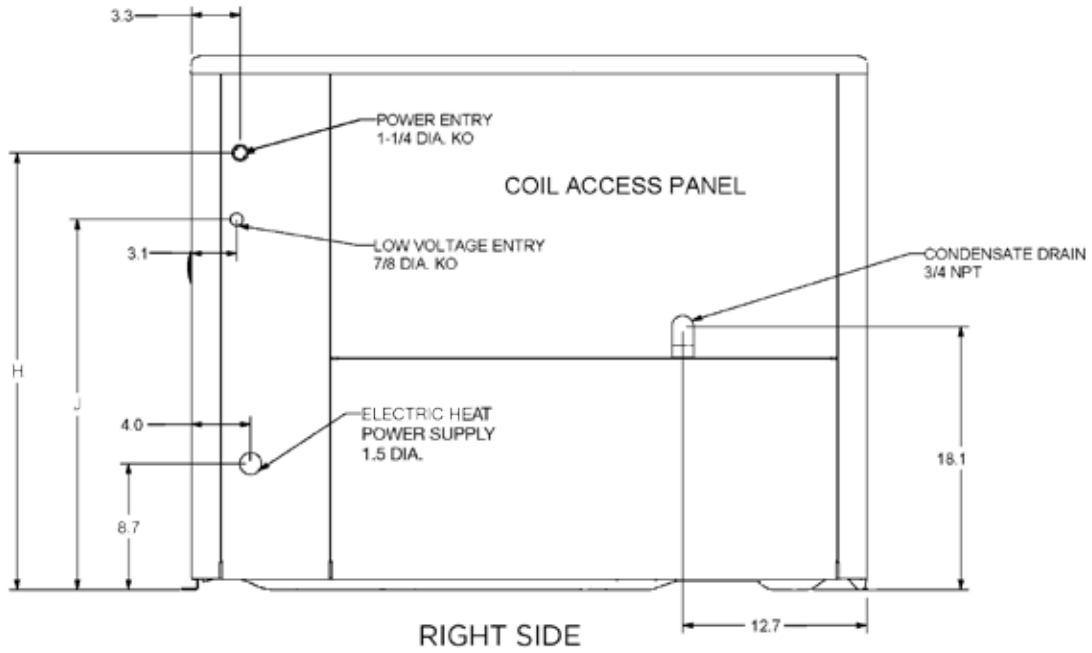
MODEL NO.	HEATER MODEL	Unit Supply Voltage Single Phase	Heater kW	"Min. Circuit Ampacity 1"	"Max. Fuse / HACR Brkr. 1"	"Min. Circuit Ampacity 2"	"Max. Fuse / HACR Brkr. 2"	"Min. Circuit Ampacity Single Point"	"Max. Fuse / HACR Brkr. Single Point"
TPRG60001M	PHK05BP-1	240	5	33.6	35	-	-	64	80
		208	3.8	30.2	35	-	-	60.6	80
	PHK07BP-1	240	7.5	46.7	50	-	-	77.1	90
		208	5.6	41.5	45	-	-	71.9	80
	PHK10BP-1	240	10	59.7	60	-	-	90.1	100
		208	7.5	52.7	60	-	-	83.1	90
	PHK15CP-1	240	15	59.7	60	26	30	116.1	125
		208	11.3	52.7	60	22.6	25	105.7	110
	PHK20CP-1	240	20	59.7	60	52.1	60	142.1	150
		208	15	52.7	60	45.1	50	128.2	150

HEATING PERFORMANCE EXT. RATINGS

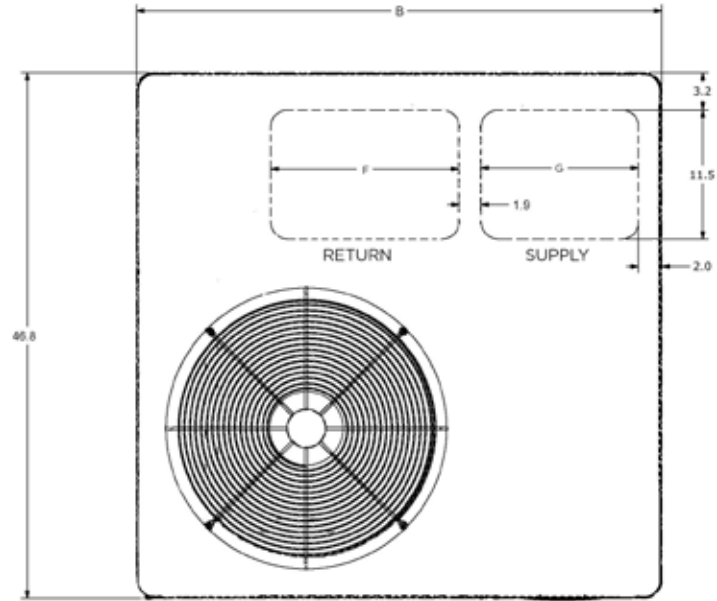
Model	Outdoor Temp. DB/WB deg. F									
	0/0		17/15		35/33		47/43		62/56	
	Btuh	KW	Btuh	KW	Btuh	KW	Btuh	KW	Btuh	KW
TPRG24001M	7000	1.55	12300	1.60	17900	1.68	22000	1710	27800	1.75
TPRG30001M	9900	1.92	15900	2.00	22200	2.10	27300	2160	33000	2.23
TPRG36001M	13500	2.49	20100	2.50	24100	2.59	34100	2730	40500	2.80
TPRG42001M	14800	2.99	23600	3.10	33000	3.29	40000	3.36	48700	3.45
TPRG48001M	18700	3.26	27000	3.40	35800	3.77	46400	3.91	57700	4.05
TPRG60001M	20100	3.89	33700	4.10	48100	4.51	57000	4.78	67400	4.88

DIMENSIONS (IN.)

Model	A	B	C	D	E	F	G	H	J
TPRG24001M	36.82	46.77	13.33	13.31	5.86	16.75	14	30.13	25.54
TPRG30001M									
TPRG36001M									
TPRG42001M	40.88	55.27	18.14	18.14	4.67	19.75	19.5	34.13	29.54
TPRG48001M									
TPRG60001M									

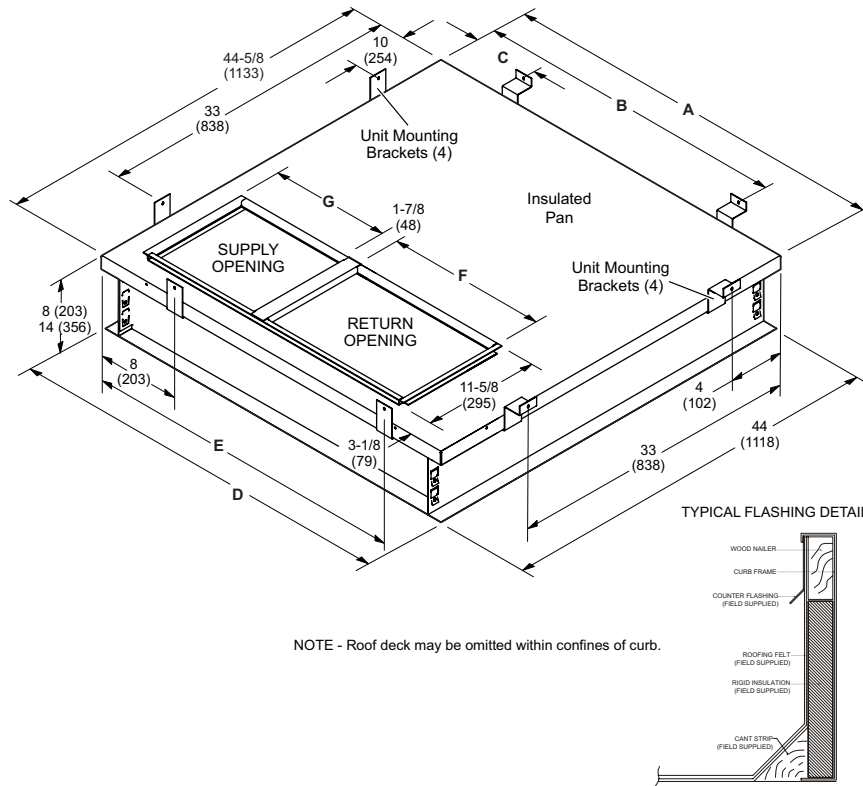


DIMENSIONS (IN.)



TOP - WITH BOTTOM DUCT SHOWN

ROOF CURB DIMENSIONS



NOTE - Roof deck may be omitted within confines of curb.

Usage	A		B		C		D		E	
	in.	mm	in.	mm	in.	mm	in.	mm	in.	mm
24, 30, 36	44-5/8	1133	43	1092	18	457	44	1118	37	940
42, 48, 60	53-1/8	1349	51	1295	24	610	52-1/2	1334	41	1041
Usage	F		G							
	in.	mm	in.	mm						
24, 30, 36	14	356	16-3/4	425						
42, 48, 60	19-1/2	495	19-3/4	502						

ACCESSORIES

Description	Where Used	Kit Number
Compressor Crankcase Heater	All	11X27
Compressor Hard Start Kit	24, 30, 36,60	10J42
Compressor Hard Start Kit	42,48	88M91
Compressor Timed-Off Control	All	47J27
Down Flow Conversion	24, 30, 36	ACONVR836
Down Flow Conversion	42,48,60	ACONVR837
Drain pan overflow switch	All	11U75
Electric Heater 5KW - PHK05BP	All	10W47
Electric Heater 7.5KW - PHK07BP	All	10W48
Electric Heater 10KW - PHK10BP	All	10W49
Electric Heater 15KW - PHK15CP	30,36,42,48,60	10W50
Electric Heater 20KW - PHK20CP	42,48,60	10W51
Filter Rack Kit	24, 30, 36	11U73
Filter Rack Kit	42,48,60	11U74
Lifting Brackets	All	11U76
Roof Curb	24, 30, 36	11U78
Roof Curb	42,48,60	11U79
Sideflow Rect. to 14" Rounds Duct Adapter (Qty 25 sets)	24, 30, 36	R104617-01
	42, 48, 60	R104618-01
8" Height Full Perimeter Curb	24, 30, 36	14W71
8" Height Full Perimeter Curb	42, 48, 60	14W72
14" Height Full Perimeter Curb	24, 30, 36	14V68
14" Height Full Perimeter Curb	42, 48, 60	14V69

Single Point Power		
5 KW ASPWR813-1	All	13W88
7.5 KW ASPWR814-1	All	13W89
10 KW ASPWR815-1	All	13W90
15-20 KW ASPWR816-1	30,36,42,48,60	13W91

Due to ongoing product improvements, specifications and dimensions are subject to change and correction without notice or incurring obligations. Determining the application and suitability for use of any product is the responsibility of the installer. Additionally, the installer is responsible for verifying dimensional data on the actual product prior to beginning any installation preparations.

Third party incentive and rebate programs have precise requirements as to product performance and certification.

All products meet applicable regulations in effect on date of manufacture; however, certifications are not necessarily granted for the life of a product. Therefore, it is the responsibility of the applicant to determine whether a specific model qualifies for these incentive/rebate programs.