



THE ONLY TRULY UNIVERSAL hard-start kits for units up to 5 tons are available with an internal or external potential relay! They also include the CPT® Fuse Wire, which cuts off the motor-start capacitor from the AC compressor **WITHIN 3 SECONDS** of a relay failure, preventing costly damage.

UNIVERSAL HARD-START KITS

THIS NEW LOOK IS COMING



NOW with the ONLY CPT® Fuse Wire



**Protection from Relay Failure
Within 3 Seconds**

The CPT® Fuse Wire will cut off the motor-start capacitor from the AC compressor within 3 seconds of a relay failure, preventing costly damage.



Use in conjunction with CPT® on AmRad motor-run capacitors to ensure the best compressor protection. Potential Relay is enclosed & protected on the 12600.



UNIVERSAL HARD-START KITS



- Made in the USA (Manufactured in Palm Coast, Florida)
- 5 Year warranty for the 12600; 3 year warranty for the 12700
- CPT® Fuse Wire ensures compressor protection within 3 seconds of a relay failure
- The AmRad Difference:
 - Filled with a thick non-PCB dielectric fluid to reduce heat
 - Rust free all brass terminals
 - 2-wire universal, “low-loss” metallized motor-start capacitor
 - The 12600 built-in potential relay is completely enclosed and watertight; ideal for corrosive environments
- Pairs perfectly with the Compressor Protector Terminal (CPT®) on AmRad’s Turbo 200®, Turbo 200®X and USA Made Capacitors to protect your compressor in the event of a run capacitor failure



View Video on CPT®



NEW LOOK Coming Soon!



| Part Number | Potential Relay | Value Range | Voltage Range | Case Qty |
|-------------|-----------------|---------------|---------------|----------|
| 12600 | Internal | Up to 324 MFD | Up to 330 V | 20 |
| 12700 | External | | | 20 |

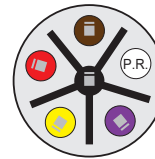
COLOR CODED EASY INSTALL

- Both models replace 4 commonly used hard-start kits up to 5 tons (wires included)
 1. Choose jumper wire for install size
 - Up to 1 TON (108 - 130 MFD) No jumper cable needed
 - **1 - 2 TONS (189 - 227 MFD)**
 - **2.5 - 3 TONS (233 - 280 MFD)**
 - **3.5 - 5 TONS (270 - 324 MFD)**
 2. Match jumper wire connection colors to terminal colors
 3. The CPT® Fuse Wire for 1.5 to 5 TON installs comes already attached to the hard-start
 - For up to 1 TON installs, simply replace with the CPT® Fuse Wire labeled for that range
 4. Connect to capacitor

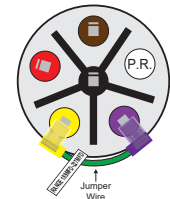


View 12700 Install Video

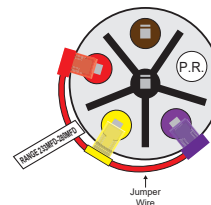
Up to 1 TON



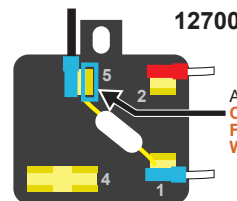
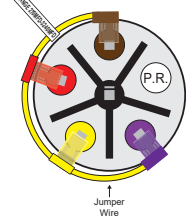
1 to 2 TON



2.5 to 3 TON

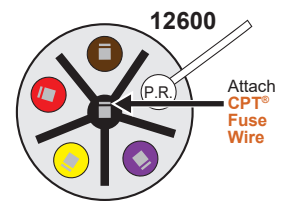


3.5 to 5 TON



12700

Attach CPT® Fuse Wire



12600

Attach CPT® Fuse Wire